

26th Annual BESIG Conference
8-10 Nov. 2013

« Yes, and... »:
Improv theater techniques
to build creativity and
speaking skills

Christina
Rebuffet-Broadus

im·prov·i·sa·tion

n.

1. the action of improvising
2. being spontaneous
3. making stuff up as you go



« Those who say 'yes' are rewarded by the adventures they have. Those who say 'no' are rewarded by the safety they obtain. »

-Keith Johnstone



Rules of Improv in the classroom

1) Play.



2) Let yourself
fail.



3) Listen (really, really listen).



4) Say
« Yes ».

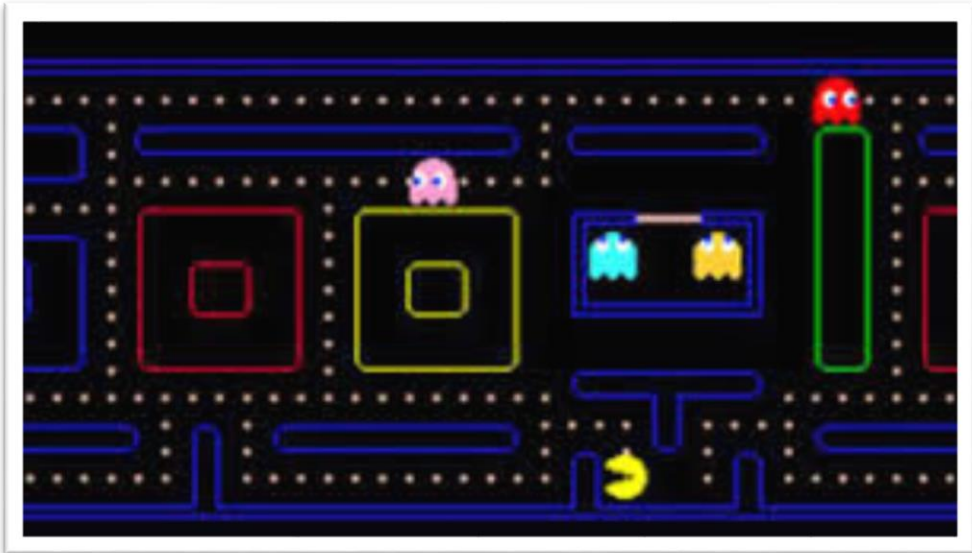


5) Say

« Yes, and ».



6) Play the
game.



7) Relax and
have fun.



Non-verbal warmers



Non-verbal warmer demonstration:
« Beat that rhythm »

- Increased observation
- Non-verbal cues
- Break from « the before »
- « Set [learners] free from the crippling concern for correct speech, »
(McNeece, 1983)
- Ease into spontaneity



Verbal warmers



Using lines of dialogue (for open offers):

Student 1 chooses ONE line of dialogue, decides how to deliver it and says the line. Student 2 listens & responds appropriately.

Teacher calls « STOP! » after 2-3 exchanges—it's just a warmer!

Sample first lines:

- I need help.
- I have something for you.
- I'm here.
- Here you go.
- Don't try to fool me.
- This must be the place.
- Who are you?
- Are you sure?
- What can I do for you?
- What is this?
- Can I talk to you for a minute?
- Shall we get started?

Demonstration:
« Using lines of dialogue
for open offers »



- Reminder of verbal « play »
- Practice in really, really listening
- Disarm « the mental gatekeepers »
- Warming up reflexes in L2
- Ease further into creativity

Ways of





« Fishbowl »

« Fishbowl »

3 cards:


1. A statement
2. A question
3. A word (suitable for the context)

Demonstration:

« Fishbowl »

- Challenging but safe
- Support tasks as much / as little as needed
- Doesn't overwhelm
- Set limits that allow Ss freedom to focus
- Let Ss take responsibility for developing scenes

Evaluation




Encourage & praise

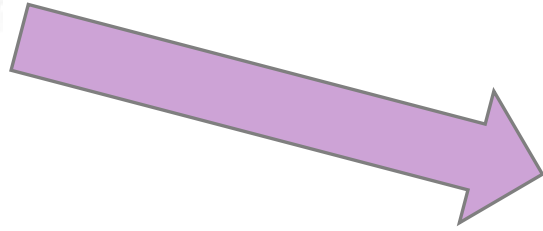
NOT
« good » vs. « bad »

Cut into mini-scenes
& re-play



Dealing with...




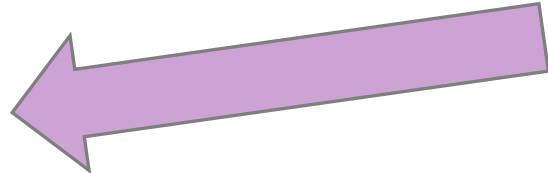


WHO?
WHERE?

WHAT?



IMPROV



« Yes, and... »:
Improv theater techniques
to build creativity and
speaking skills

Christina Rebuffet-Broadus

christina.rebuffetbroadus@gmail.com

@rebuffetbroadus

<http://ilovetefl.wordpress.com>

Grenoble, France